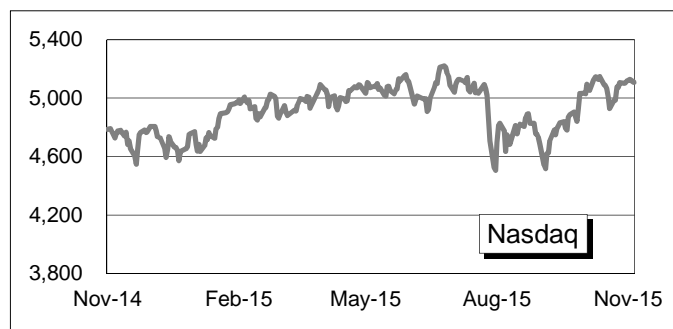
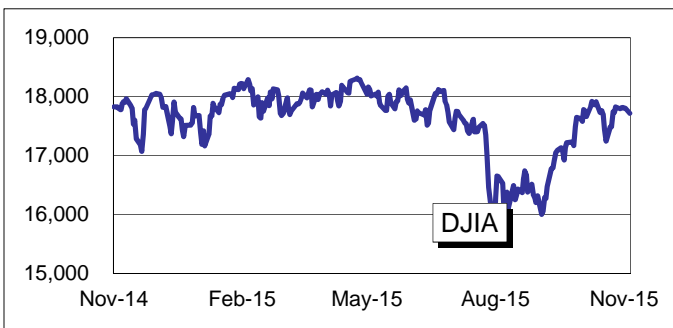
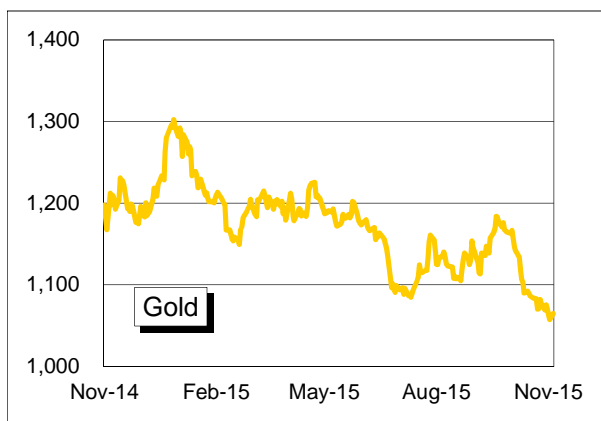
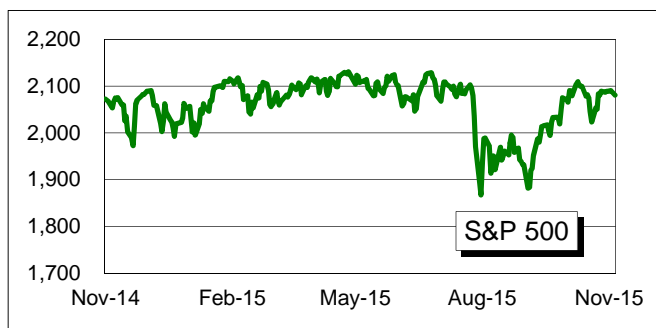
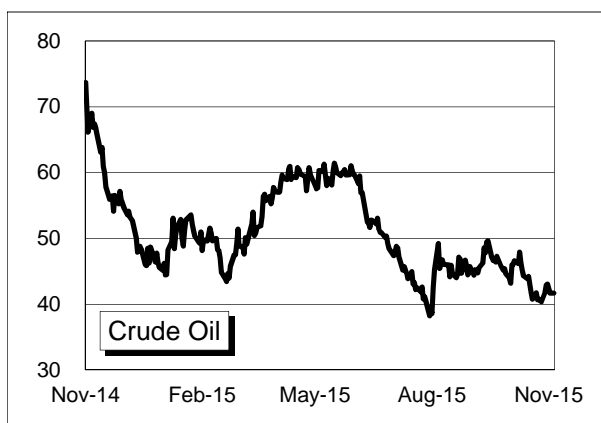




Market Wrap November 30, 2015 Equity Markets

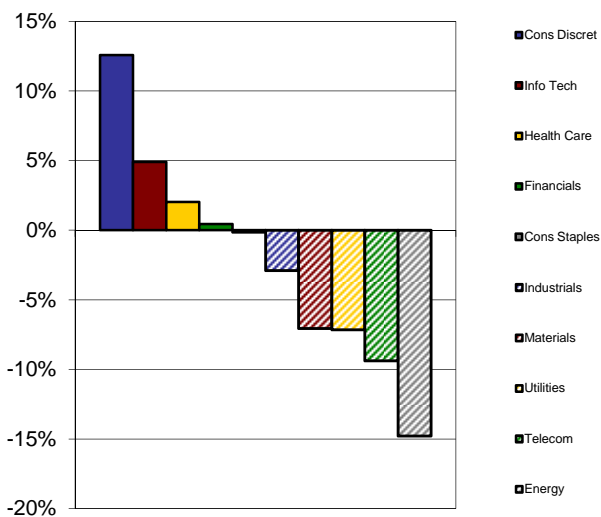
For more information, please contact
james.bell@garrisonfinancial.com
 or call 1 (877) 442-0042.

	S&P 500	DJIA	Nasdaq
November 30, 2015	2,080.41	17,719.92	5,108.67
One Week Change	(0.42%)	(0.58%)	0.07%
One Month Change	(0.48%)	(0.34%)	0.25%
Quarter to Date Change	8.35%	8.81%	10.57%
Year to Date Change	1.04%	(0.58%)	7.87%
Trailing 12 Month Change	1.31%	(0.32%)	8.07%

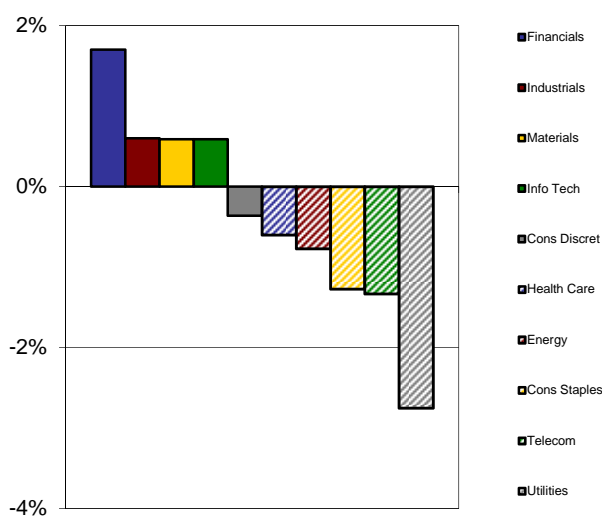


Market Wrap is a publication of Garrison Financial, an SEC registered investment advisory firm. Market Wrap is designed to deliver timely and relevant financial market information and insight to financial planners, investment advisers, and private investors. This publication is not a recommendation to buy or sell securities. Sources include Bloomberg and Garrison Financial research. The information presented is believed to be reliable but accuracy can not be guaranteed. For more information, please visit www.GarrisonFinancial.com or call 1 (888) 442-7637. Copyright 2015, Garrison Financial.

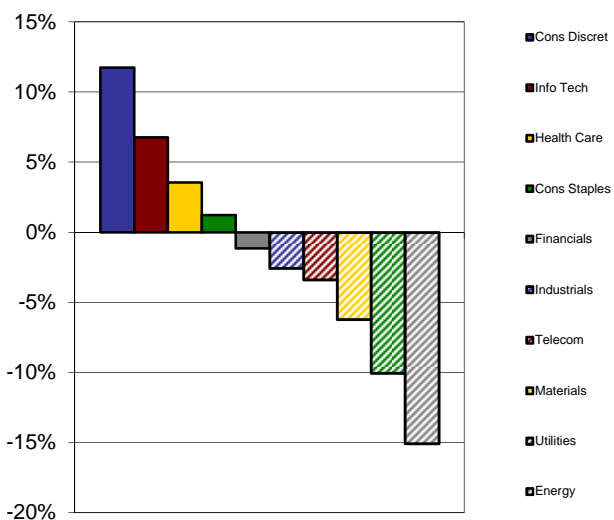
S&P 500 Sectors - Trailing 12 Months



S&P 500 Sectors - One Month



S&P 500 Sectors - Year to Date



S&P 500 Best and Worst Performers
Month Ending November 30, 2015

1.	Airgas Inc	Industrial Gases	43.7%
2.	Qorvo Inc	Semiconductors	32.2%
3.	Illumina Inc	Medical Equip	28.4%
4.	Plum Creek Timber	Forest Products	24.7%
5.	Norfolk Southern	Railroads	18.8%
1.	Freeport-McMoRan	Mining-Metals	(30.5%)
2.	Fossil Group	Apparel-Accessorie	(29.3%)
3.	Chesapeake Energy	Oil & Gas-E&P	(26.1%)
4.	Gamestop Corp	Retail-Electronic	(24.0%)
5.	Macy's Inc	Retail-Dept Stores	(23.3%)

Market Wrap is a publication of Garrison Financial, an SEC registered investment advisory firm. Market Wrap is designed to deliver timely and relevant financial market information and insight to financial planners, investment advisers, and private investors. This publication is not a recommendation to buy or sell securities. Sources include Bloomberg and Garrison Financial research. The information presented is believed to be reliable but accuracy can not be guaranteed. For more information, please visit www.GarrisonFinancial.com or call 1 (888) 442-7637. Copyright 2015, Garrison Financial.

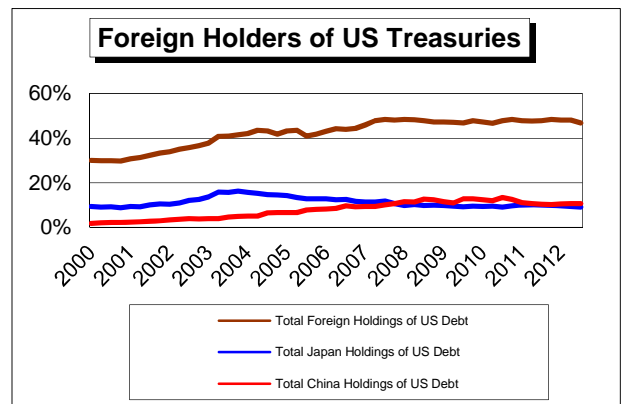
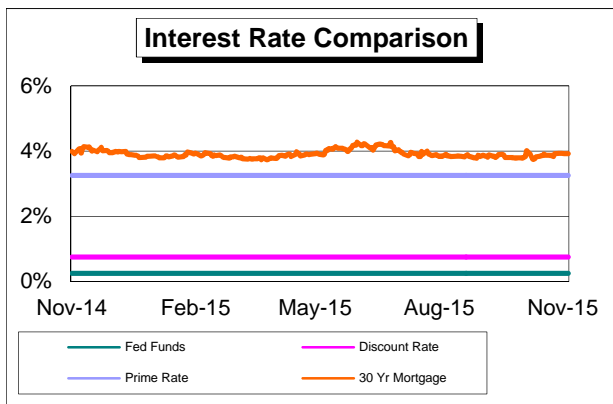
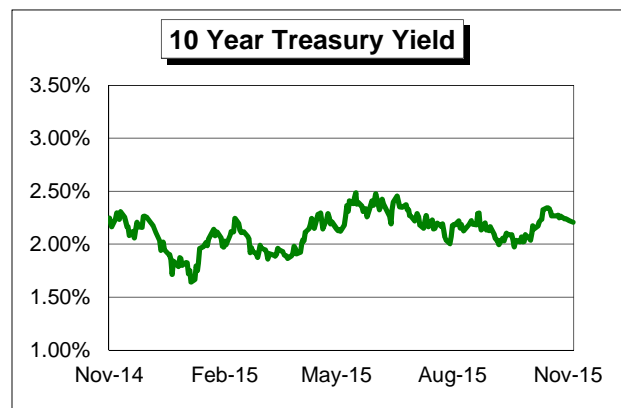
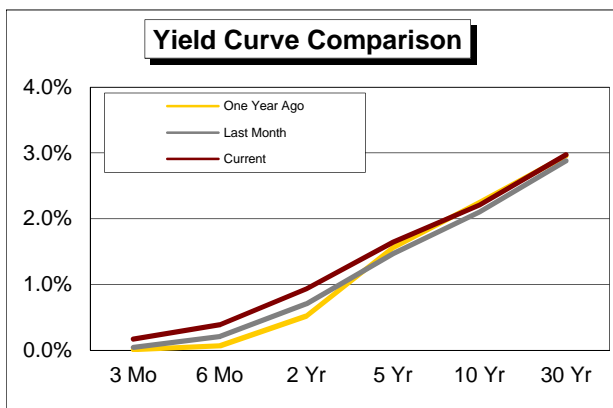


Market Wrap November 30, 2015

For more information, please contact
glenn.atkins@garrisonfinancial.com
garrisonfinancial.com
 or call 1 (877) 442-0042.

Fixed Income Markets

U.S. Treasury Bonds	3 Mo	6 Mo	2 Yr	5 Yr	10 Yr	30 Yr
November 30, 2015	0.17%	0.39%	0.93%	1.65%	2.21%	2.97%
One Week Change (bps)	6	8	1	(3)	(3)	(2)
One Month Change (bps)	13	18	23	18	11	9
Year to Date Change (bps)	(1)	(1)	(1)	(1)	3	22
Trailing 12 Month Change (bps)	16	32	41	8	(4)	2



Market Wrap is a publication of Garrison Financial, an SEC registered investment advisory firm. Market Wrap is designed to deliver timely and relevant financial market information and insight to financial planners, investment advisers, and private investors. This publication is not a recommendation to buy or sell securities. Sources include Bloomberg and Garrison Financial research. The information presented is believed to be reliable but accuracy can not be guaranteed. For more information, please visit www.GarrisonFinancial.com or call 1 (877) 442-0042. Copyright 2015, Garrison Financial.