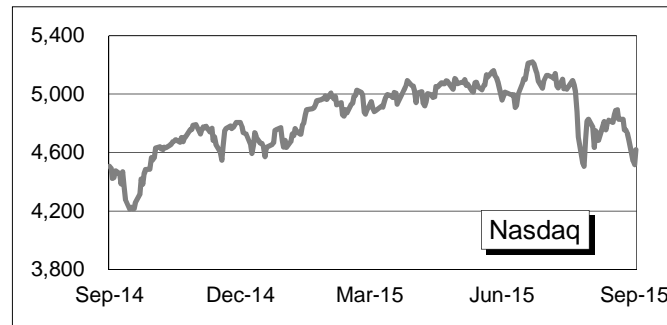
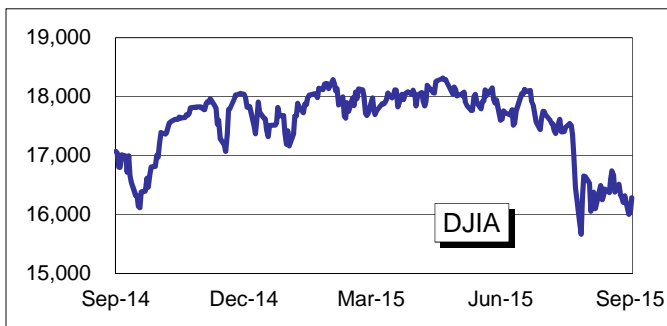
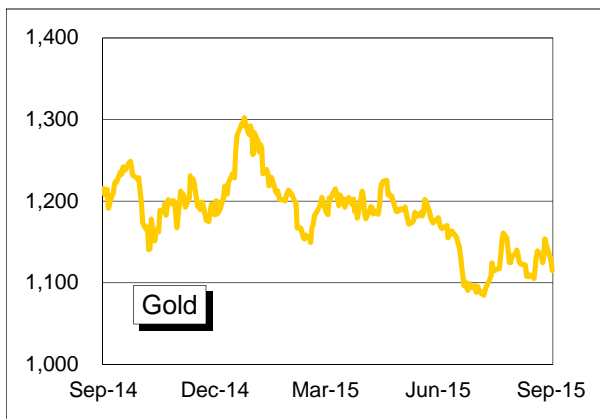
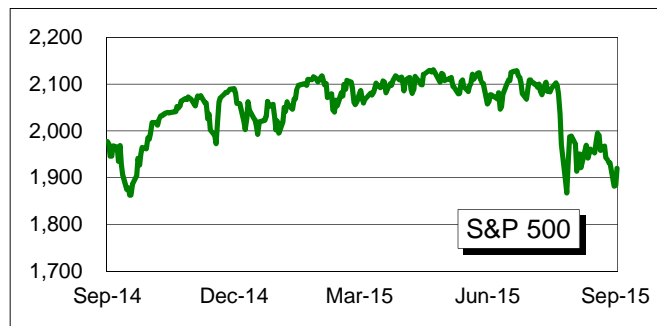
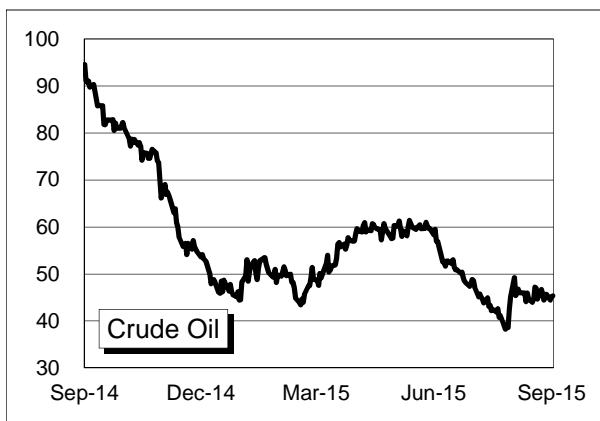




Market Wrap
September 30, 2015
Equity Markets

For more information, please contact
james.bell@garrisonfinancial.com
or call 1 (877) 442-0042.

	S&P 500	DJIA	Nasdaq
September 30, 2015	1,920.03	16,284.70	4,620.17
One Week Change	(0.97%)	0.03%	(2.79%)
One Month Change	(2.64%)	(1.47%)	(3.27%)
Quarter to Date Change	(6.94%)	(7.58%)	(7.35%)
Year to Date Change	(6.74%)	(8.63%)	(2.45%)
Trailing 12 Month Change	(2.65%)	(4.45%)	2.82%



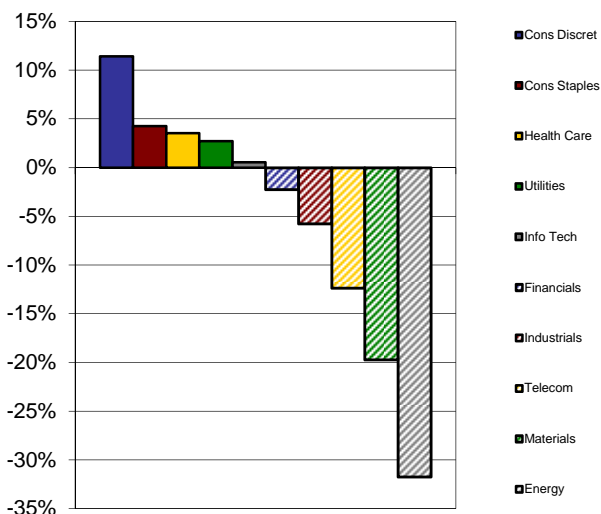
Market Wrap is a publication of Garrison Financial, an SEC registered investment advisory firm. Market Wrap is designed to deliver timely and relevant financial market information and insight to financial planners, investment advisers, and private investors. This publication is not a recommendation to buy or sell securities. Sources include Bloomberg and Garrison Financial research. The information presented is believed to be reliable but accuracy can not be guaranteed. For more information, please visit www.GarrisonFinancial.com or call 1 (888) 442-7637. Copyright 2015, Garrison Financial.



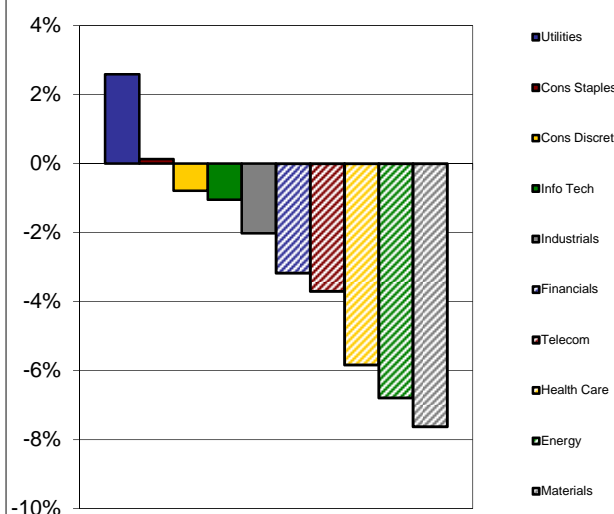
Market Wrap September 30, 2015 Equity Sectors

For more information, please contact
[james.bell@
garrisonfinancial.com](mailto:james.bell@garrisonfinancial.com)
or call 1 (877) 442-0042.

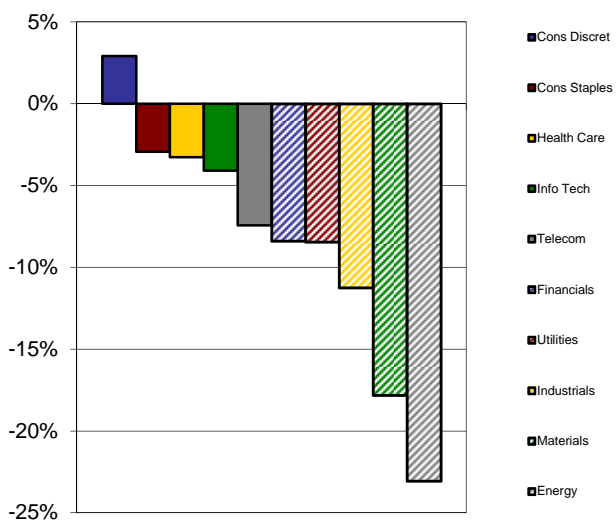
S&P 500 Sectors - Trailing 12 Months



S&P 500 Sectors - One Month



S&P 500 Sectors - Year to Date



**S&P 500 Best and Worst Performers
Month Ending September 30, 2015**

1.	Cablevision Sys	Cable Media	29.0%
2.	Teco Energy	Utilities	24.6%
3.	Molson Coors	Beverages	21.9%
4.	NiSource Inc	Utilities	10.5%
5.	Nike Inc	Apparel-Shoes	10.0%
1.	Joy Global Inc	Mining Equip	(38.4%)
2.	Consol Energy	Coal	(35.7%)
3.	Wynn Resorts	Casinos	(29.2%)
4.	Columbia Pipeline	Pipeline	(27.9%)
5.	Diamond Offshore	Oil & Gas-Services	(27.0%)

Market Wrap is a publication of Garrison Financial, an SEC registered investment advisory firm. Market Wrap is designed to deliver timely and relevant financial market information and insight to financial planners, investment advisers, and private investors. This publication is not a recommendation to buy or sell securities. Sources include Bloomberg and Garrison Financial research. The information presented is believed to be reliable but accuracy can not be guaranteed. For more information, please visit www.GarrisonFinancial.com or call 1 (888) 442-7637. Copyright 2015, Garrison Financial.

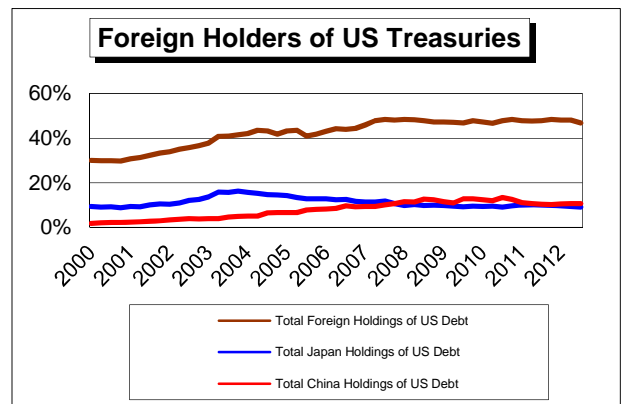
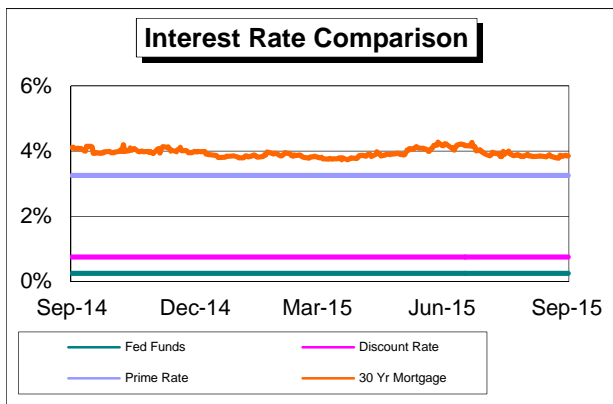
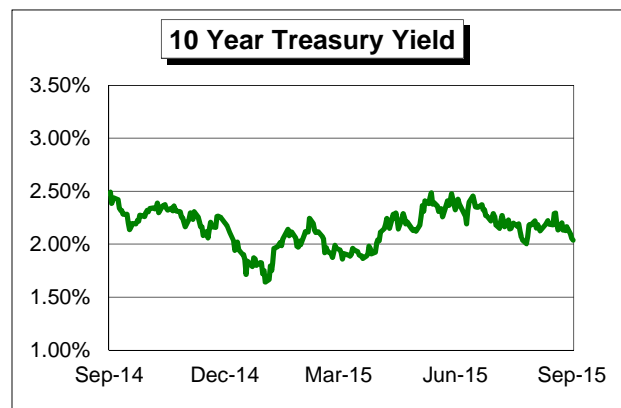
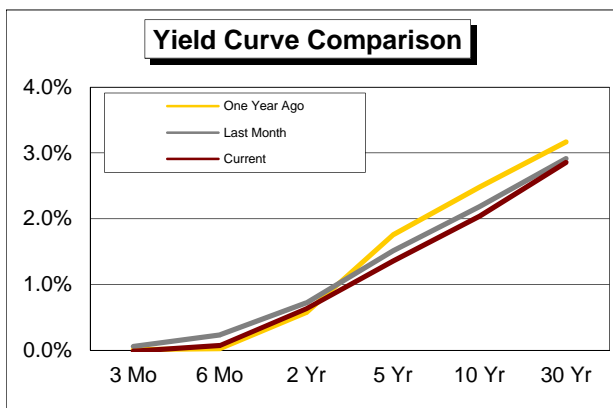


Market Wrap September 30, 2015

For more information, please contact
glenn.atkins@garrisonfinancial.com
garrisonfinancial.com
 or call 1 (877) 442-0042.

Fixed Income Markets

U.S. Treasury Bonds	3 Mo	6 Mo	2 Yr	5 Yr	10 Yr	30 Yr
September 30, 2015	-0.02%	0.07%	0.63%	1.36%	2.04%	2.85%
One Week Change (bps)	(2)	(2)	(7)	(9)	(11)	(9)
One Month Change (bps)	(7)	(16)	(9)	(16)	(14)	(6)
Year to Date Change (bps)	(1)	(1)	(1)	(30)	(13)	10
Trailing 12 Month Change (bps)	(3)	4	5	(44)	(49)	(36)



Market Wrap is a publication of Garrison Financial, an SEC registered investment advisory firm. Market Wrap is designed to deliver timely and relevant financial market information and insight to financial planners, investment advisers, and private investors. This publication is not a recommendation to buy or sell securities. Sources include Bloomberg and Garrison Financial research. The information presented is believed to be reliable but accuracy can not be guaranteed. For more information, please visit www.GarrisonFinancial.com or call 1 (877) 442-0042. Copyright 2015, Garrison Financial.